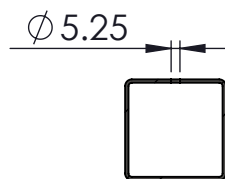
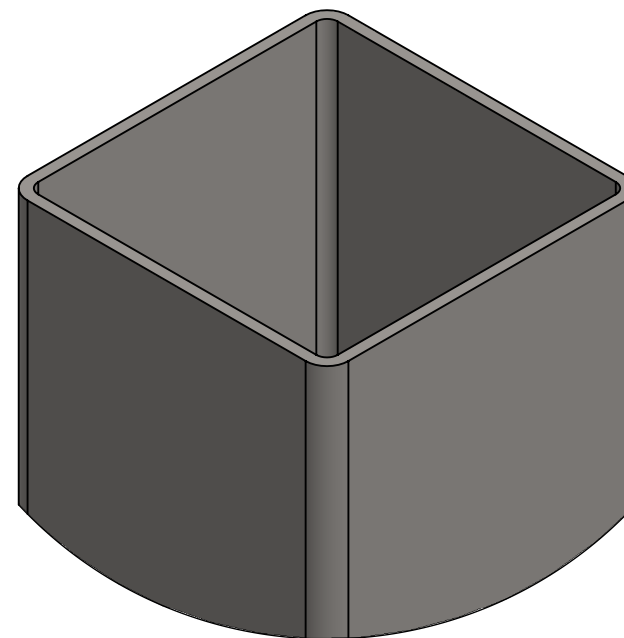


DETAIL A
SCALE 2 : 9




SECTION B-B
SCALE 2 : 9



- NOTES :** UNLESS OTHERWISE SPECIFIED
1. DIMENSIONS ARE IN INCHES (MM).
 2. MACHINED SURFACES TO BE 63uIN MAX.
 3. DO NOT SCALE DRAWING.
 4. PART TO BE FREE OF BURRS AND SHARP EDGES.
 5. ALL MATERIAL TO BE CLEAN, DEGREASED AND FREE OF ALL IMPURITIES.
 6. ANY CHANGE MUST BE AUTHORIZED BY AN SC&R ENGINEER.

MATERIAL TYPE : 316 SS

VENDOR ID:

REV	DATE	DESCRIPTION OF CHANGE	ECN	BY.	APPR
REVISIONS					
		TOLERANCES XX ±.01 UNLESS .XXX ±.005 OTHERWISE ANGULAR ±0.5° SPECIFIED FRACTIONAL ±1/32	THIS DRAWING IS THE PROPERTY OF STAINLESS CABLE & RAILING AND IS PROTECTED UNDER COPYRIGHT LAW AS AN UNPUBLISHED WORK. IT MAY NOT BE PUBLISHED, COPIED OR REPRODUCED WITHOUT EXPRESS WRITTEN PERMISSION FROM SC&R		
DRAWN BY: PA		DATE: 12.01.13			
		PROJECT: **	TITLE : Square Tube Fascia Mount 42" Intermediate Post		
			DRG NO. 06-002-01x49.75-DIF	SHEET 1 OF 1	